

Coronavirus Disease 2019 (COVID-19)

[Analysis of COVID-19 Cases in Montana as of 07/24/2020](#)

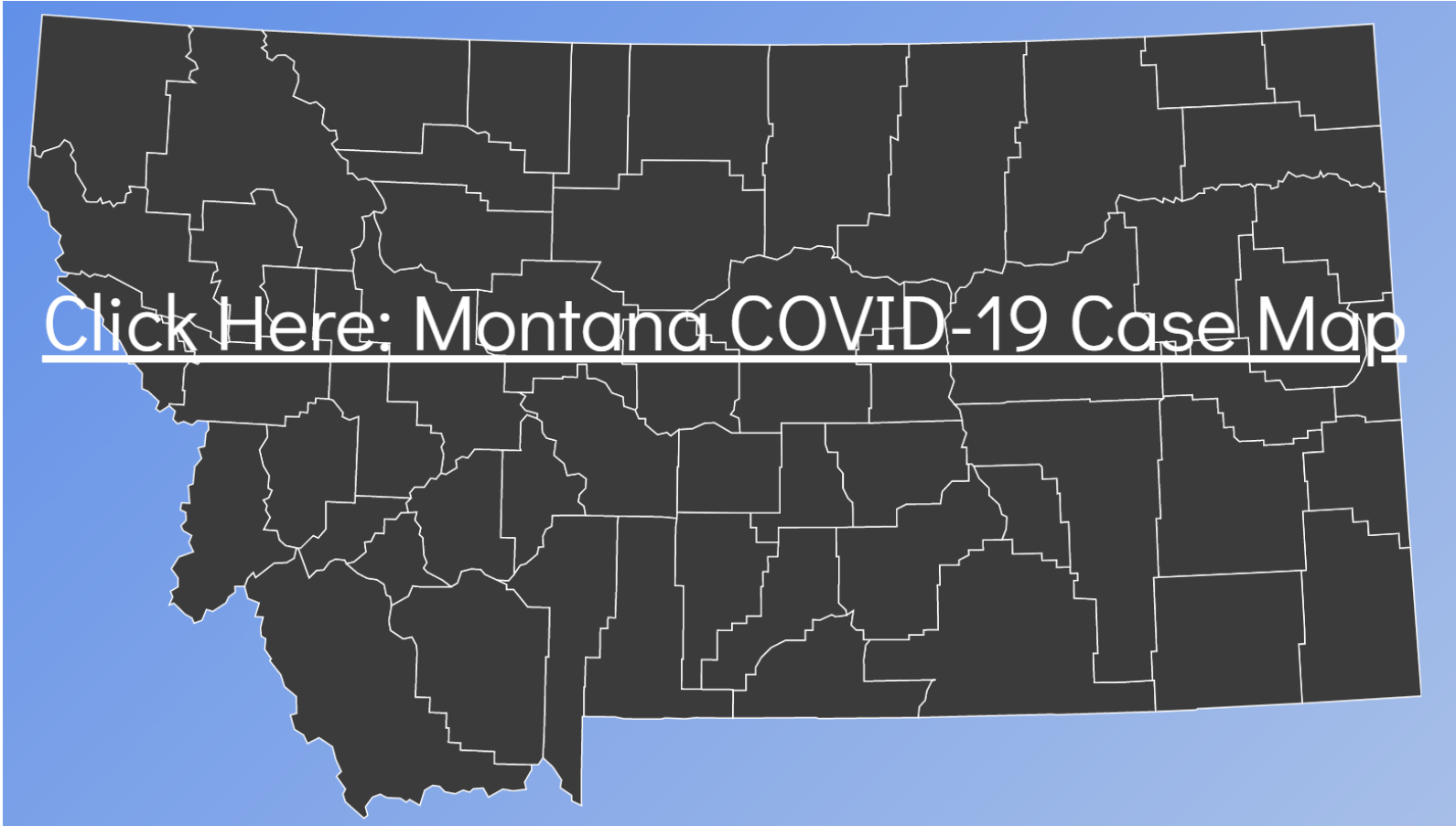
[Archive of COVID-19 Montana Analyses](#)



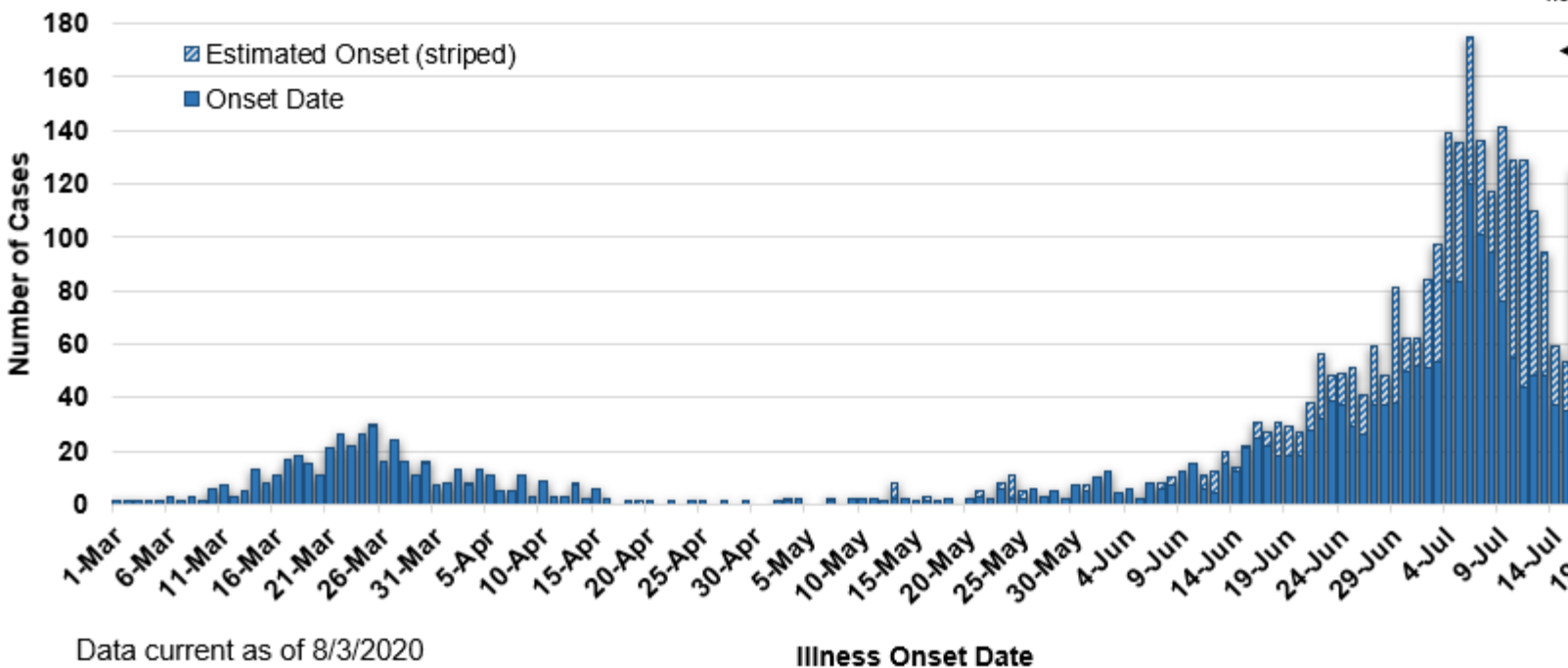
Demographic Information on Confirmed Cases

COVID-19 Cases in Montana	
Total Number of Cases	4233
- Number of Deaths	64

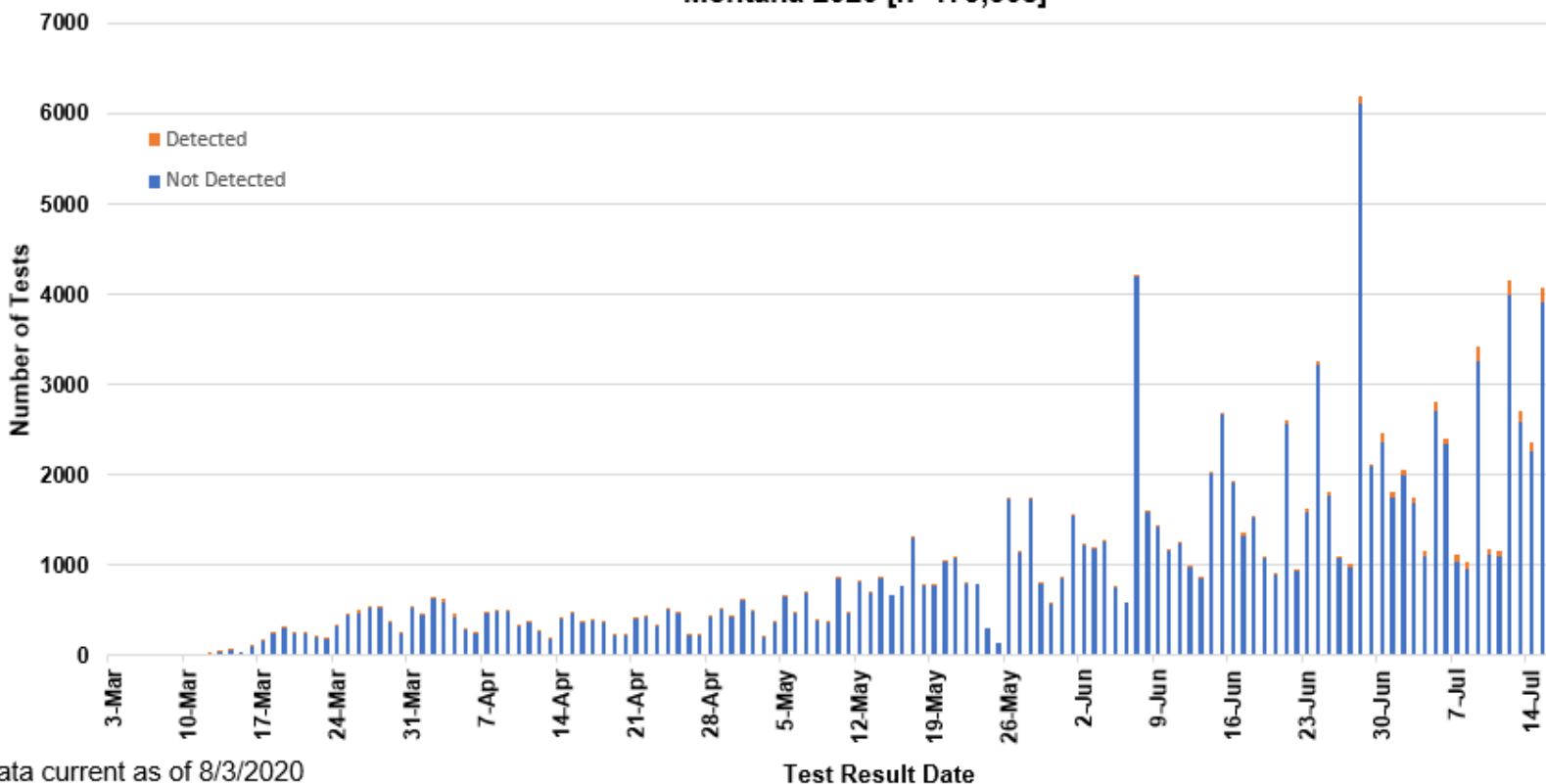
*\* Tables and charts are updated by 10 am every morning.*



### COVID-19 Cases in Montana by Date of Illness Onset, 2020 [N=4,233]



### SARS-Cov-2 PCR Testing at Montana Public Health Laboratory and Reference Laboratories, Montana 2020 [n=179,508]



County of Residence	Number of Cases	Number of Deaths	Community Transmission*
Beaverhead	47		
Big Horn	348	11	Yes
Blaine	9		
Broadwater	11		
Carbon	58		

County of Residence	Number of Cases	Number of Deaths	Community Transmission*
Cascade	150	2	Yes
Choteau	7		
Custer	52	2	
Daniels	2		
Dawson	16		
Deer Lodge	20		
Fallon	2		
Fergus	7		
Flathead	263	2	Yes
Gallatin	868	3	Yes
Garfield	12		
Glacier	58	1	
Golden Valley	3		
Granite	8		
Hill	40		
Jefferson	27		
Judith Basin	3		
Lake	164	1	
Lewis and Clark	135	1	Yes
Liberty	1		
Lincoln	70	2	
Madison	76	1	Yes
McCone	1		
Meagher	4		
Missoula	267	1	Yes
Musselshell	2		
Park	52		
Pondera	9		
Powder River	1		
Powell	2		
Ravalli	73	1	Yes
Richland	46	1	
Roosevelt	19		
Rosebud	22	1	Yes
Sanders	9		
Sheridan	4		
Silver Bow	66		
Stillwater	19		
Sweet Grass	4	1	
Teton	15		
Toole	31	6	
Treasure	2		
Valley	13		
Wheatland	3		
Wibaux	3		
Yellowstone	1110	27	Yes
Total	4233	64	

\* Community transmission - a community has identified cases who are unable to be linked with other known cases or travel. This status has been determined after consultation between state and local health departments.

Hospitalization Status	Number of Cases (percent of total)
Ever hospitalized	235 (6%)
Not Hospitalized	3984 (94%)
Under Investigation	14 (<1%)
Total	4233

Age Group	Number of Cases (percent of total)
0-9 years	169 (4%)
10-19 years	337 (8%)
20-29 years	1113 (26%)

Age Group	Number of Cases (percent of total)
30-39 years	693 (16%)
40-49 years	519 (12%)
50-59 years	528 (12%)
60-69 years	464 (11%)
70-79 years	250 (6%)
80-89 years	125 (3%)
90-99 years	35 (1%)
Total	4233
Sex	Number of Cases (percent of total)
Female	2141 (51%)
Male	2082 (49%)
Total	4233

Race and Ethnicity	Number of Cases (percent of total)
White	2295 (54%)
American Indian, Alaska Native, Native Hawaiian, and Pacific Islander	469 (11%)
Asian	12 (<1%)
Black or African American	22 (<1%)
Other Race	35 (<1%)
Undetermined/Under investigation	1400 (33%)
Total	4233
<b>Among those with ethnicity specified:</b>	
Hispanic/Latino	182 (7%)
Not Hispanic/Latino	2587 (93%)
Total	2769

Current Status of Cases	Number of Cases (percent of total)
Hospitalized	69 (2%)
Deceased	64 (2%)
Recovering	1447 (34%)
Recovered and released from isolation	2653 (63%)
Total number of cases	4233

**Location (at time of testing) of individuals diagnosed but not residing or counted in Montana:**

County	Number of Cases (percent of total)
Beaverhead	3 (2%)
Big Horn	1 (1%)
Carbon	3 (2%)
Cascade	18 (9%)
Custer	4 (2%)
Dawson	1 (1%)
Deer Lodge	1 (1%)
Fallon	1 (1%)
Fergus	2 (1%)
Flathead	44 (22%)
Gallatin	40 (20%)
Glacier	1 (1%)
Granite	1 (1%)
Lake	8 (4%)
Lewis and Clark	5 (3%)
Lincoln	3 (2%)
Madison	21 (11%)
Meagher	1 (1%)
Missoula	7 (4%)
Park	7 (4%)
Powell	1 (1%)

County	Number of Cases (percent of total)
Ravalli	8 (4%)
Silver Bow	4 (3%)
Sweet Grass	1 (1%)
Toole	2 (1%)
Yellowstone	13 (7%)
Total	201

*Cases reported in the tables above include **13** residents of other states who were tested, isolated and/or hospitalized in Montana during the early phases of the pandemic. As COVID-19 is now widespread across the United States, data no longer include out-of-state residents who test positive in Montana in order to align with Council of State and Territorial Epidemiologists guidelines that classify cases by the individual's usual state of residence. This is standard practice for all communicable diseases to ensure accurate case reporting for Montana and the US. Additional individuals were diagnosed in Montana but are not included due to residency and/or the transient nature of their visit to the state: data for these individuals are reflected in the table immediately above.*